

Single Doors 294 | 308 | 311

BS EN 1125



TWO POINT LOCKING

294 Single Panic Bolt

Classification No.	3	7	6	B	1	3	2	2	A	A
EN 1125 : 2008										

The Exidor 294 is an elegant and highly functional panic bolt for single and double door applications. Incorporated as standard is an automatic top trip and easy clean floor socket. The main body is fitted with an anti-thrust device, which prevents leverage of both the top and bottom shoot bolts from their sockets.

- Non-handed
- Fire rated for use on timber and steel doors
- Surface mounted
- Closed arm design

308 Single Panic Bolt with Horizontal Pullman Latches

Classification No.	3	7	6	B	1	3	2	2	A	A
EN 1125 : 2008										

The Exidor 308 offers all the elegance and functions of an Exidor single panic bolt with the added feature of horizontal Pullman latches which increases the security and offers a smooth latching action.

- Non-handed
- Surface mounted
- Closed arm design

311 Single Panic Bolt with Vertical Pullman Latches

Classification No.	3	7	6	B	1	3	2	2	A	A
EN 1125 : 2008										

The Exidor 311 offers all the elegance and functions of an Exidor single panic bolt with the added feature of vertical Pullman latches which increases the security and offers a smooth latching action.

- Non-handed
- Fire rated for use on timber and steel doors
- Surface mounted
- Closed arm design



Standard sizes

Standard size panic bolts are suitable for single doors up to 1220mm wide and 2440mm high. Special sizes are available on request.

Additional options

The Exidor reversible panic bolts can be supplied with:

- Adjustable shoots (suffix 'A' after the product code - 294 only)
- Steel door fixings (suffix 'SD' after the product code)
- Microswitch (suffix 'MS' after the product code)

Optional accessories for all the panic bolts

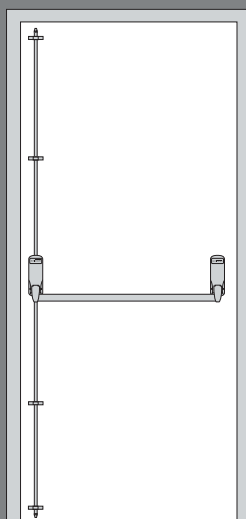
- 298 Outside access device - knob operated
- 302EA Outside access device with Euro aperture - knob operated
- 302EC Outside access device with Euro cylinder - knob operated
- 302OA Outside access device with oval aperture - knob operated
- 302OC Outside access device with oval cylinder - knob operated
- 322EA Outside access device with Euro aperture - lever operated
- 322EC Outside access device with Euro cylinder - lever operated
- 304 Exit alarm
- 299 Dogging device

Exidor threshold seal ES1 can be fitted as an alternative to the floor keep, Exidor adjustable shoots must be used. Please suffix CB on the product code. i.e 293A/CB (See Exidor Door Seal Range leaflet for details).

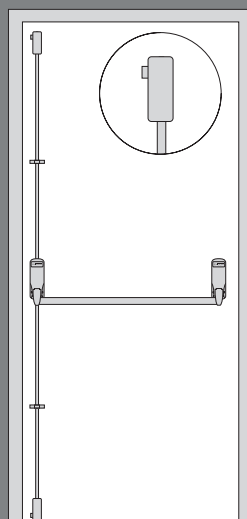
Horizontal Pullman Latches



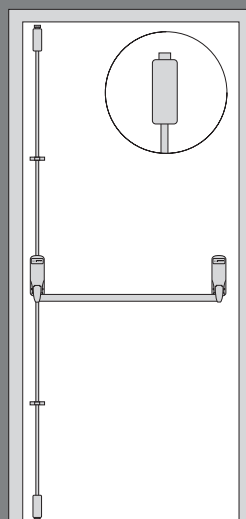
Vertical Pullman Latches



294 / 294A



308



311